






Lesson 1: What is a motif?

What is a motif?

A motif is a single image, shape or symbol





Lesson 2: What is a pattern?




What is a pattern?

A pattern relies upon three things:

- 1** A motif
- 2** Repeating of the motif
- 3** How the repeats of the motif are organised

Repeats


The motif is simply repeated over and over along horizontal and vertical lines



Reflection


Reflection is where the original motif is reflected across a line or axis. This is the *Line of Symmetry*

This creates a symmetrical pattern




Rotation

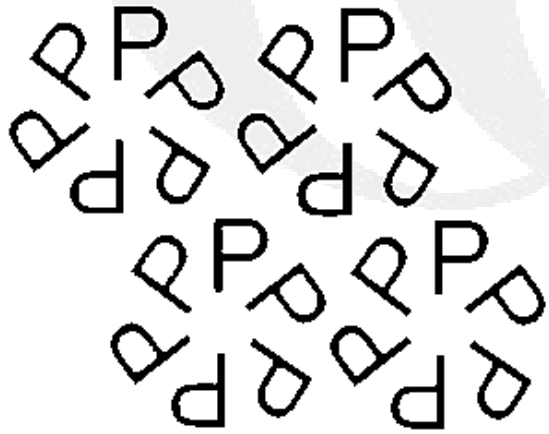
Rotation is where the original design is rotated around a single point




Rotation through different angles




120° Degrees



60° Degrees



180° Degrees



90° Degrees



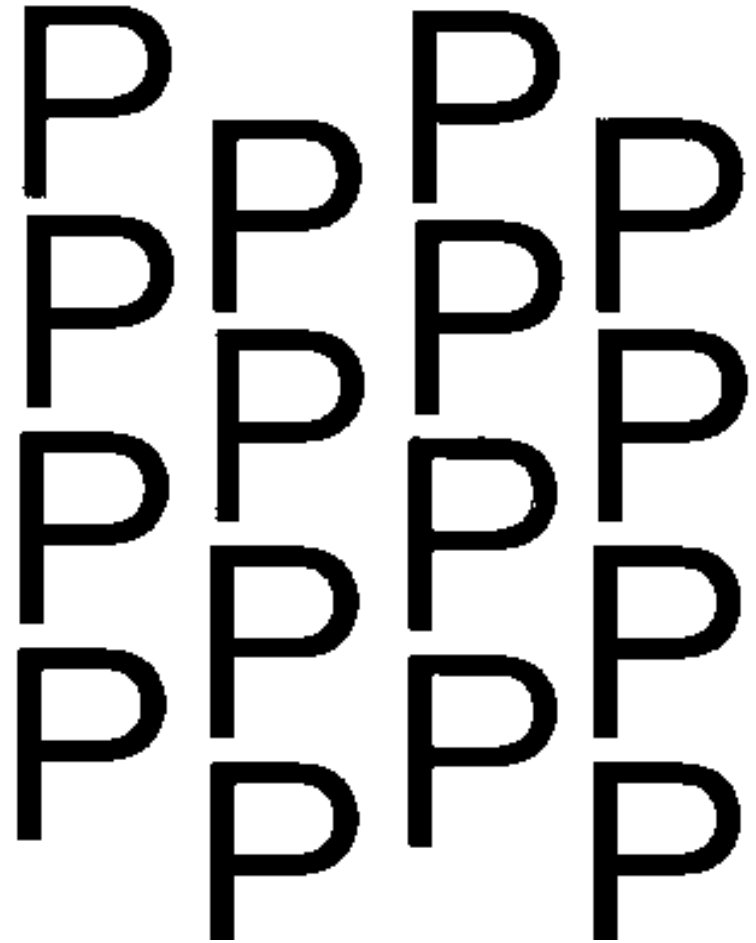
Lesson 3: What is a 'half drop'?



What is a 'half drop'?

'Half drop' repeats

This is where every other line of motifs is staggered





Lesson 4: William Morris's patterns

Diamond method



Here, the square or diamond shaped patterned lines were made up by using stems of flowers or leaves

(*Indian Diaper* (Morris, 1875); a diaper is another word for a diamond shaped pattern)